


PYDD-V2

FTPLPB-1035



CONTACT US:

If you have any questions about the installation of YITAHOME® products, just contact us at +1(888)-717-8084 from Mon-Fri 8:00 AM-16:30 PM PST / Saturday 8:00 AM-12:00 PMPST or E-mail us at: after-sale.cs@hotmail.com

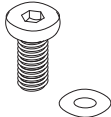
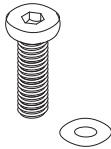
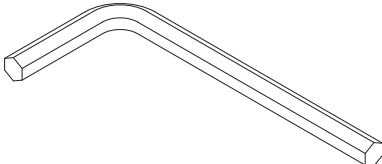
Alternative method to contact us (amazon.com orders only)

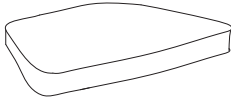
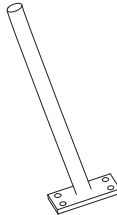

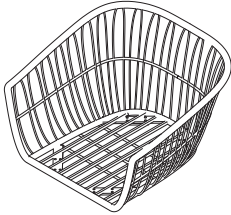
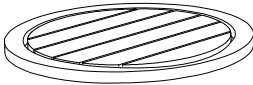
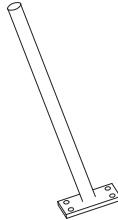
1. Log into your amazon account
2. Go to "Your Orders" and find the purchase
3. Click on "Contact Seller"

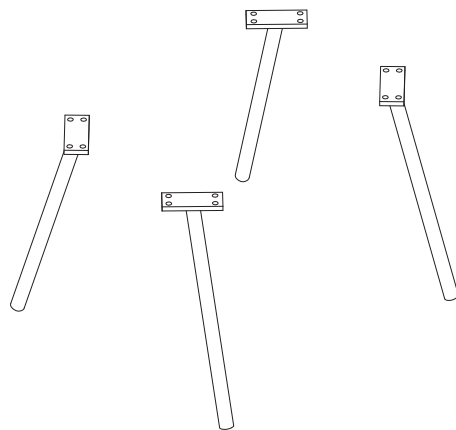
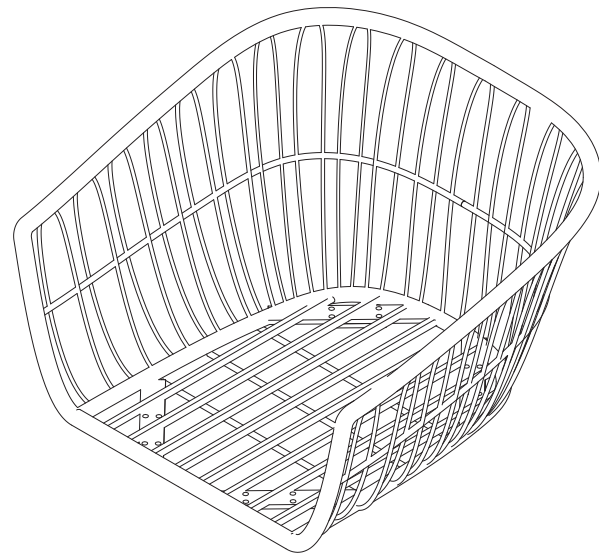
PATIO BISTRO SET

Notice:

1. Follow the installation instructions. Please confirm all accessories are preset before installation.
2. Do not fully tighten the screws during initial assembly. Fully tighten screws only once all pieces which are correctly assembled.
3. If you encounter any problems during installation, refer to two solutions: Follow the installation video tutorial on the Amazon product page or contact our customer service.

Item no.	Reference Image	Qty.
A	 <p>M6×12</p>	×32
B	 <p>M6×16</p>	×16
		×1

Item no.	Reference Image	Qty.	Item no.	Reference Image	Qty.
1		×2	4		×4
2		×2	5		×2
3		×1	6		×8



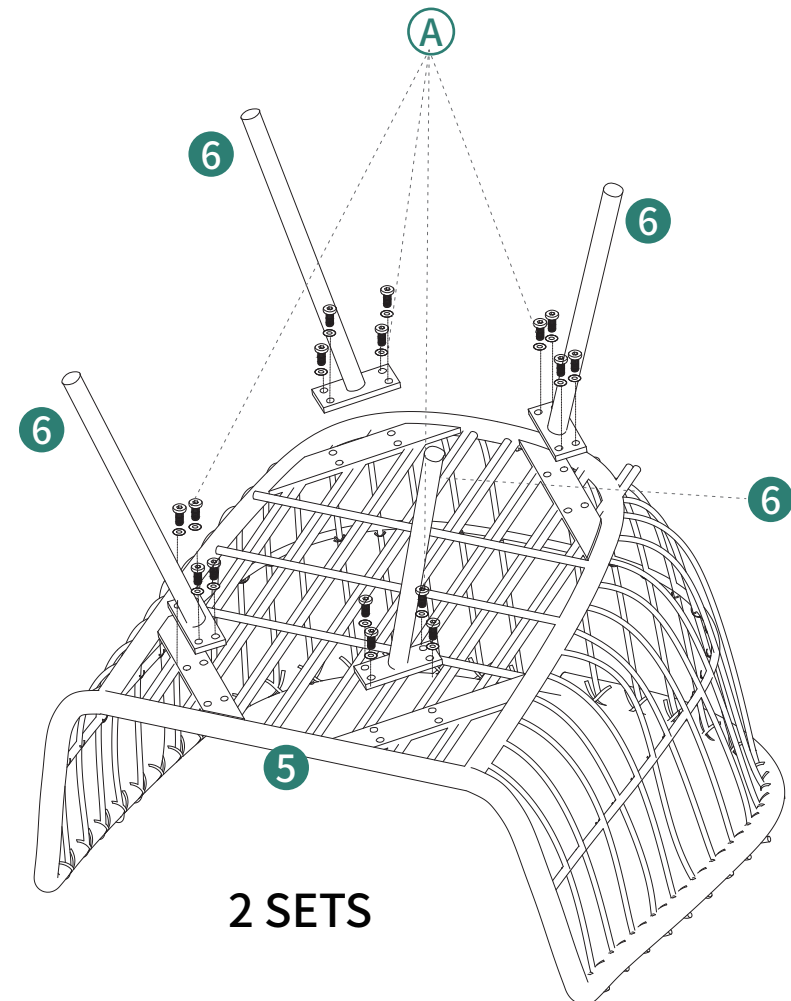
2 SETS

1

A 32PCS

5 2PCS

6 8PCS



2 SETS

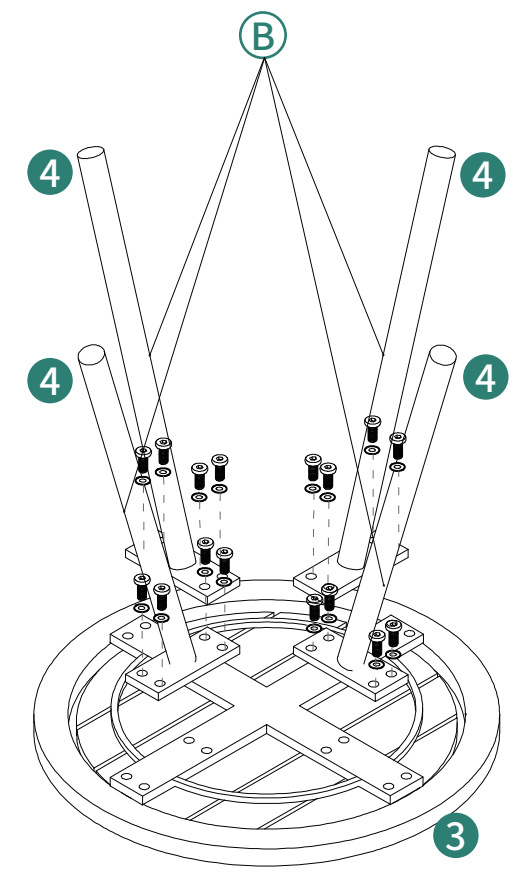


2

Ⓑ 16PCS

③ 1PCS

④ 4PCS



Installation Completed